

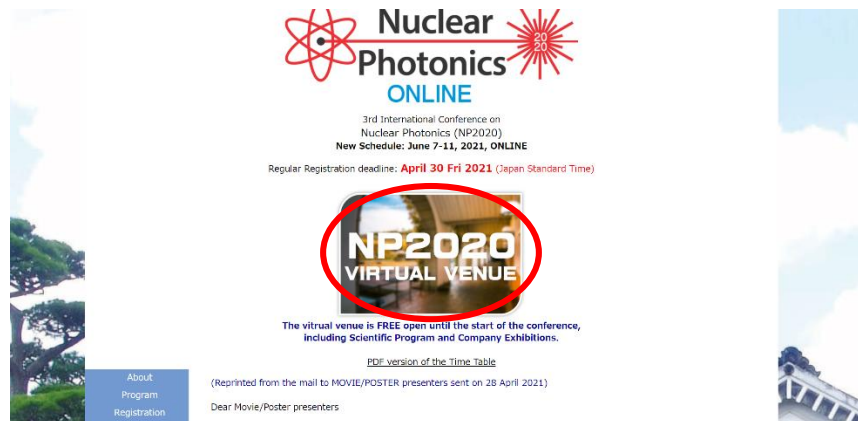


3rd International Conference on Nuclear Photonics (NP2020)

Fourth Circular

Schedule: June 7-11, 2021, ONLINE

<http://www.photon.osaka-u.ac.jp/NP2020Kurashiki/index.html>



The VIRTUAL VENUE is OPEN on the conference web site. Please click to enter.

Manual for Participants to NP2020

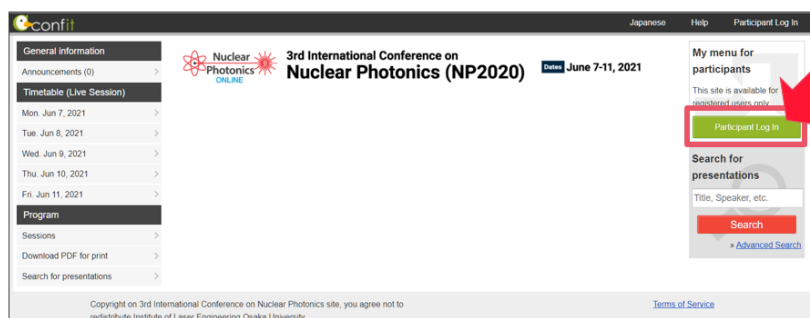
1. Log in to Virtual Venue

Please visit “virtual venue”, and click “Participant Log in” .

URL

<https://confit.atlas.jp/guide/event/np2020/top?lang=en>

Please click “Participant Log In”, which will emerge on **1st June 2021**.





CAUTION

The "Participant Log in" requires **"Login ID and PW"**, which is **different** from those you used for Registration and Payment. This **"Login ID and PW"** will be delivered to the participants that completed Registration and Payment. We send them by e-mail on **31st May** to you.

In case you have not yet completed your payment, please visit the following registration page:

<https://np.conf.it.atlas.jp/login>

After receiving the Login ID and PW, please enter the restricted zone on the conference venue from the entrance page below.

A screenshot of the "Program Searching System for Participants" login page. The page is divided into two main sections. The left section contains the title "Program Searching System for Participants" and a message: "This site is available for registered users only. For your first login, please setup your password through 'Forgot your password?'". The right section is titled "Log In" and contains a "Login ID" field with an asterisk, a "Password" field with an asterisk, and a checkbox for "Keep me logged in". Below these fields is a message: "You need to agree to the Terms of Service. Please log in to check the Terms of Service. [Terms of Service](#)". At the bottom of the right section is a green "Log In" button and a link for "[Forgot your password?]".


After log in, please click your account setting (the "Account Settings / Log Out▼", on the right top of the window) and check your profile.



※If you fail to log in, please check your e-mail to check whether your PW is correct.

2. Access to LIVE session

You can open the timetable by clicking the button of the day on “Timetable (Live Session)”.



Move your cursor to the session you want to participate, and click the button of “Click to Online Room (Zoom).”

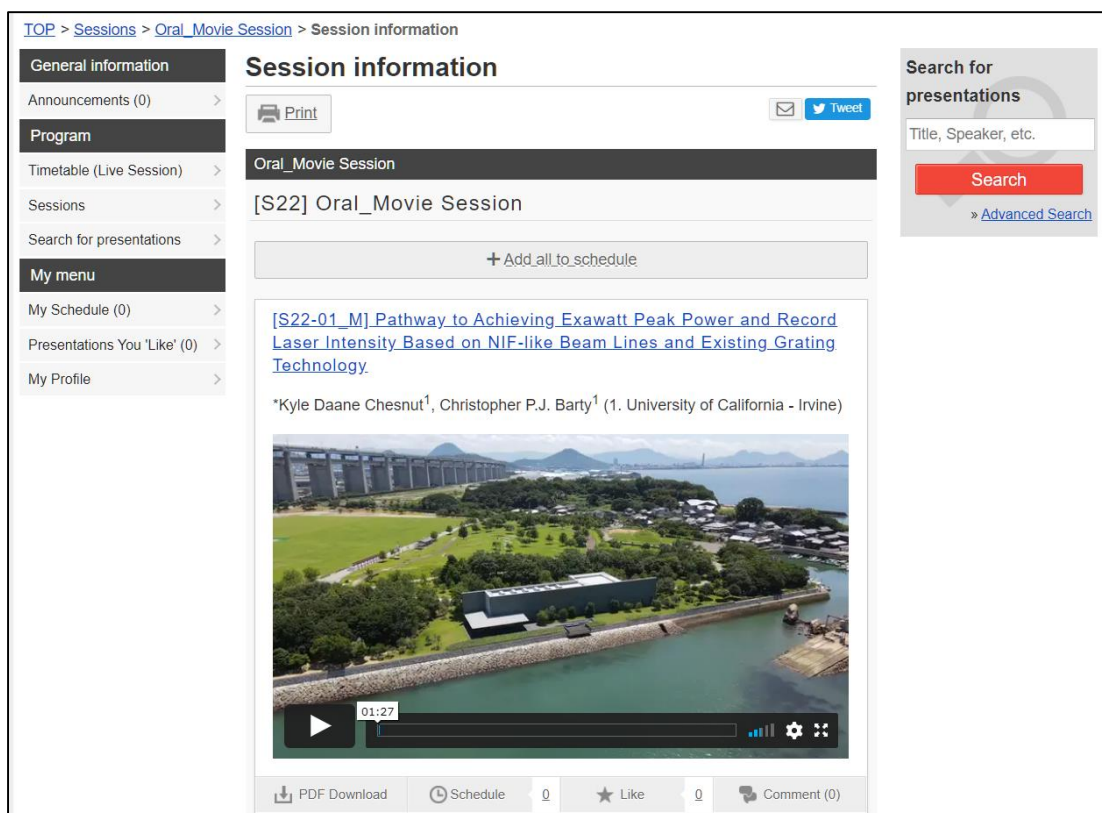


3. Access to Movie Session (On-demand)

To participate to Movie session, please click “Sessions” button and choose “Oral_Movie Session”.



You can find the list of all Movie presentation, so click the presentation you want to watch.



You can find a sample MOVIE on

<https://confit.atlas.jp/guide/event/np2020/subject/SAMPLE-01/category?cryptoId=>

【Button of each presentation】

PDF Download	You can download the abstract.
Schedule	You can save your favorite MOVIES in your “My Menu”.
Like	You can send “Like” to the presentation you think excellent or interesting.
Comment	You can send a comment or a question to the presenter. (Within 1,000 characters). Then, automatic mail will be sent to the presenter. Your question and the presenter’s reply will be shared to all the applicants, when your profile will be displayed on your comment.

(Example)

PDF Download
Schedule
0
★ Like
0
Comment (1)

1.  [Taro Yamada \(Atlas University\)](#)
May 14, 2021 9:47 PM [\[Delete\]](#)

[Question] Lorem ipsum dolor sit amet, consectetur adipisicing elit, sed do eiusmod tempor incididunt ut labore et dolore magna aliqua. Ut enim ad minim veniam, quis nostrud exercitation ullamco laboris nisi ut aliquip ex ea commodo consequat. Duis aute irure dolor in reprehenderit in voluptate velit esse cillum dolore eu fugiat nulla pariatur. Excepteur sint occaecat cupidatat non proident, sunt in culpa qui officia deserunt mollit anim id est laborum.

[Load the latest comment](#)

Write a comment...

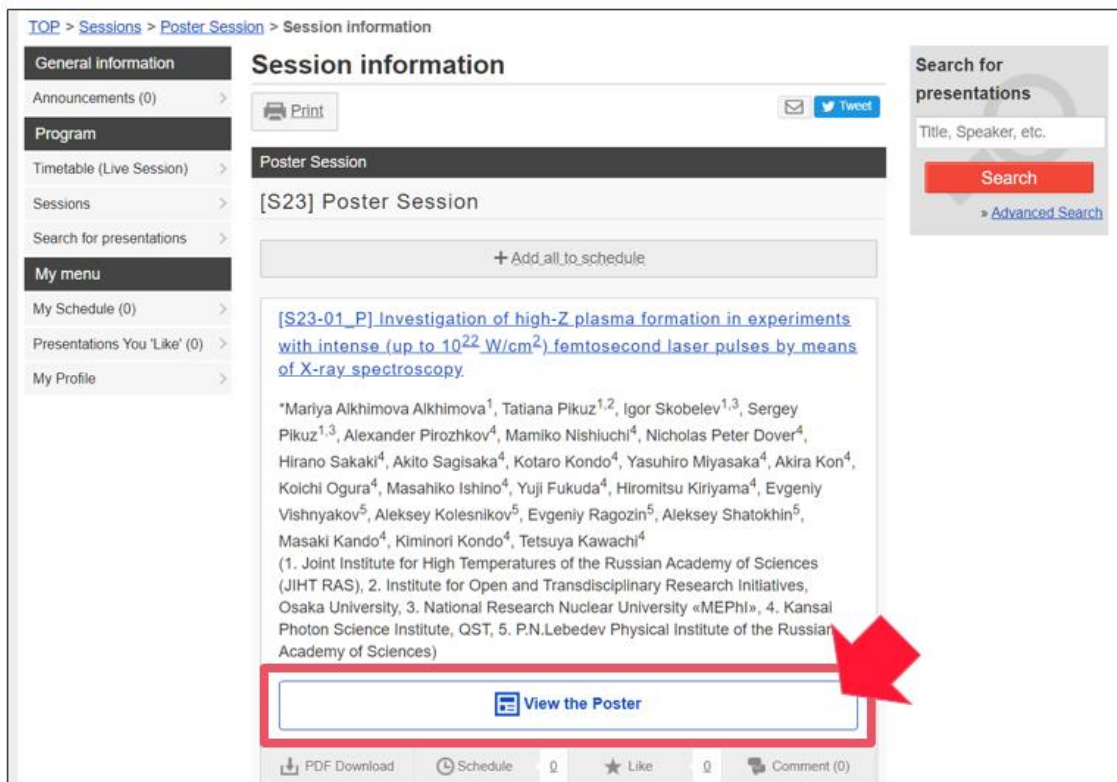
1000
Post

4. Access to Poster Session

To participate to Poster session, please click the “Sessions” button and choose “Poster Session”.



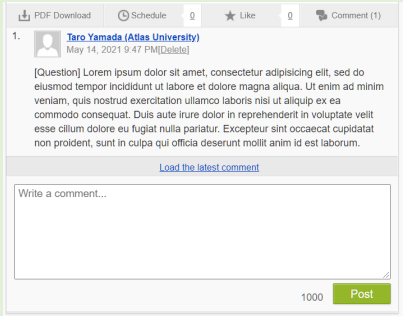
There is a list of all the Poster presentations, so please click “View the Poster” you want to see.





- ① Click the thumbnail to go to the next page of the poster.
- ② On the top, there are Zoom in / out buttons.

【Button of each presentation】

PDF Download	You can download the abstract.
Schedule	You can save your favorite MOVIES in your “My Menu”.
Like	You can send “Like” to the presentation you think excellent or interesting.
Comment	<p>You can send a comment or a question to the presenter. (Within 1,000 characters). Then, automatic mail will be sent to the presenter. Your question and the presenter’s reply will be shared to all the applicants, when your profile will be displayed on your comment.</p> <p>(Example)</p> 

Please check the sample of Poster on

<https://confit-files.atlas.jp/view/np2020/eposter/A4-1.html>



Precautions

The contents of Live Session, Oral Movie Session, and Poster Session are belonged to each presenters or authors. It is strictly prohibited to download these contents, excluding the Abstracts.

5. Coffee Break & Poster Presentation

We will offer you virtual communication venues for "Coffee Break" and "Poster Presentation" by using the virtual tool, "oVice."

You can enjoy casual conversation by moving your avatar closer to others, ask questions to poster presenters, arrange instant conference meetings, share your screen, and more.

You may use a web browser (Google Chrome is recommended) without installing a special application.

More details will be given later on the Confit conference webpage.

Please refer to the following movie about how to use oVice:

<https://youtu.be/rJiR2XVmrig>